



District Report Card: 2017


State: Maharashtra	District: Satara
Class: 8	Subject: Language
Schools: 51	Students: 1388


Participation/Coverage


Students

GENDER 	Boys		Girls	
	Number	%	Number	%
	707	50.94	681	49.06

AREA 	Rural		Urban	
	Number	%	Number	%
	1046	75.36	342	24.64

CATEGORY 	SC		ST		OBC		GEN	
	Number	%	Number	%	Number	%	Number	%
	195	14.05	31	2.23	452	32.56	710	51.15

CWSN 	LD	VI	HI	S&LD	ID	Oth
	3	3	1	0	2	37

Management 	Government		Government-aided	
	Number	%	Number	%
	58	4.18	1330	95.82

Average Performance of Students in Language (%)

Overall	Gender		Area		Management		Social Group			
	Male	Female	Rural	Urban	Govt.	Aided	SC	ST	OBC	GEN
71.41	70.32	72.55	71.82	70.18	71.49	71.41	68.72	67.96	69.84	73.31

Performance on Learning Outcomes (LOs)

Learning Outcomes	Description	Average Performance(%)
L813	Read textual/non-textual materials with comprehension and identifies the details, characters, main idea and sequence of ideas and events while reading	71.41

Range of Performance of Students who Answered Correctly							
Below 30%		30% - 50%		50% - 75%		Above 75%	
Number	%	Number	%	Number	%	Number	%
48	3.46	161	11.60	535	38.54	644	46.40

Lowest Performing Learning Outcomes (LOs)

1 - Read textual/non-textual materials with comprehension and identifies the details, characters, main idea and sequence of ideas and events while reading (71.41)